

Features

- Contemporary towel bar and knob combination offers storage on the outside of the door without encroaching on the bathing space.
- CleanCoat®+ glass coating creates a hydrophobic barrier that repels water, soap scum, and residue, saving time and protecting shower doors 10 times longer than original CleanCoat. (Based on 2021 internal wear/abrasion testing using a microfiber cloth.)

Material

- Frameless, 5/16" (8mm) thick Crystal Clear tempered glass.

Technology

- Taller, 76" (1930 mm) door height better showcases the space for taller shower applications.
- Center-guided mechanism for smooth, quiet sliding action and easy cleaning.
- Frameless design with minimal metal allows for greater ease of cleaning.
- Low bottom track creates easy entry and exit to the bathing space.

Installation

- Out-of-plumb adjustability simplifies installation.
- Sliding shower door.
- Not for use in hospitality.
- For residential use only.

Recommended Products/Accessories

K-23723 Faucet cleaner

Included Components

Additional Components:
Hardware kit



Codes/Standards




ANSI Z97.1
CPSC 16CFR 1201

KOHLER® One-Year Limited Warranty

See website for detailed warranty information.

Available Colors/Finishes

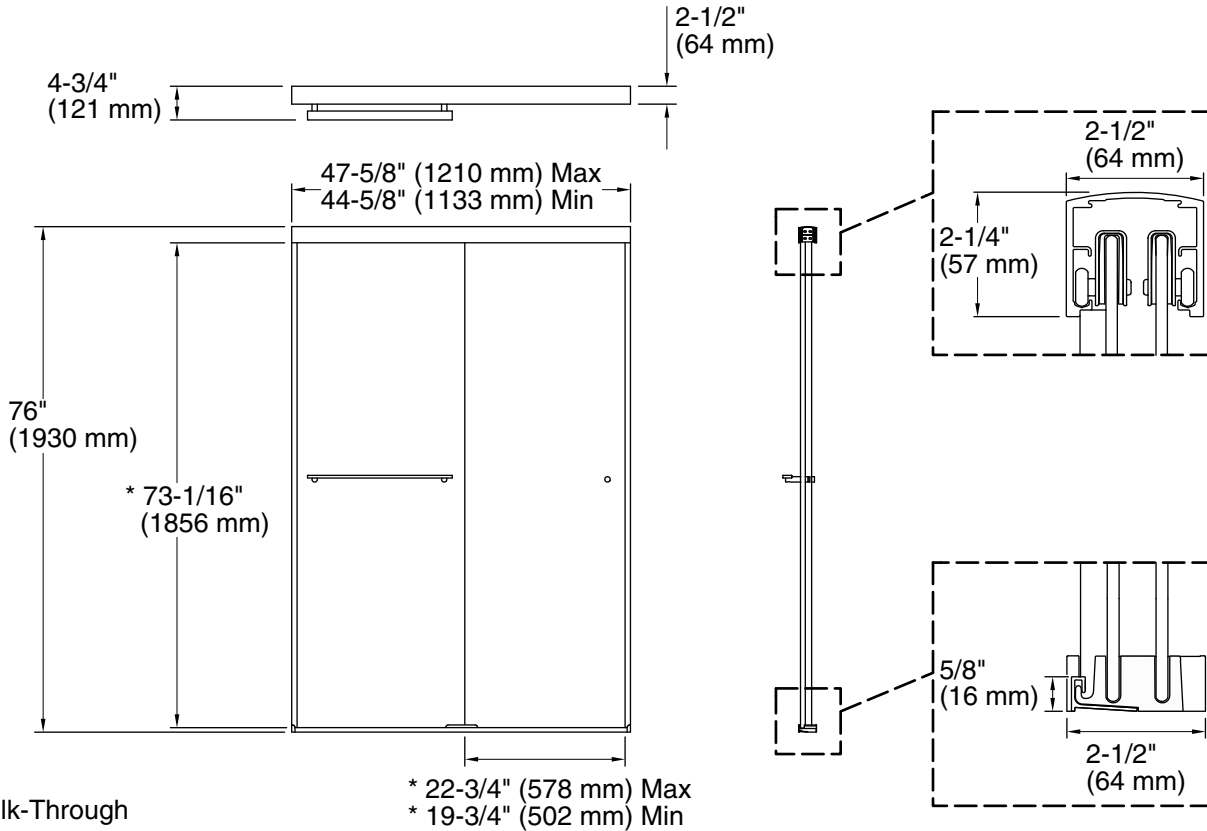
Color tiles intended for reference only.

Color	Code	Description
	SHP	Bright Polished Silver
	ABZ	Anodized Dark Bronze
	BNK	Anodized Brushed Nickel

Available Glass Options

Code	Description
------	-------------

L	Crystal Clear
---	---------------



* Walk-Through

* 22-3/4" (578 mm) Max
 * 19-3/4" (502 mm) Min

Technical Information

All product dimensions are nominal.

Installation type:	For shower base installation
Opening style:	Sliding/Bypass
Opening Width - Min:	44-5/8" (1133 mm)
Opening Width - Max:	47-5/8" (1210 mm)
Walk-through - Min:	19-3/4" (502 mm)
Walk-through - Max:	22-3/4" (578 mm)
Base-To-Wall Radius - Max:	3/8" (10 mm)
Glass thickness:	5/16" (8 mm)
Glass coating:	CleanCoat®

Notes

Install this product according to the installation guide.

Wall jambs are made of clear plastic and may not cover existing shower door holes.

NOTICE: The vertical opening should be a minimum of 78-1/2" (1994 mm) to allow clearance for installing the top track over the wall jambs.